

14AGC MAG CII/CIII







MAG Level 7 Open

May 21 - Jun 1, 2014

Men / 70

Session: 10M

Judge's Signatures







Rank	Num	Name/Gym									AA				
1	1026	Joseph D'Souza-Bullman NSW	Prelims	Diff:	4.700	2.100	4.000	3.900	4.100	3.300	74.133				
				Exec:	9.100	6.650	9.133	9.050	8.900	9.200					
				ND:					
			Final:	13.800	8.750	13.133	12.950	13.000	12.500						
			Finals	Diff:	4.700	1.600	4.100	3.900	4.200	3.200		76.232			
				Exec:	8.766	8.200	9.100	9.366	9.600	9.500					
				ND:					
			Final:	13.466	9.800	13.200	13.266	13.800	12.700						
			Combined Total												
			150.365												
2	1029	Adam Rusgnach NSW	Prelims	Diff:	4.500	3.700	3.800	3.100	4.200	3.100	72.950				
				Exec:	8.700	5.950	8.900	8.900	8.950	9.150					
				ND:					
			Final:	13.200	9.650	12.700	12.000	13.150	12.250						
			Finals	Diff:	4.400	3.500	3.900	3.100	4.100	3.100		75.264			
				Exec:	9.033	8.666	9.200	9.066	8.433	8.766					
				ND:					
			Final:	13.433	12.166	13.100	12.166	12.533	11.866						
			Combined Total												
			148.214												
3	1083	Mitchell Harding QLD	Prelims	Diff:	4.500	3.600	2.400	3.300	3.900	2.400	74.000				
				Exec:	8.950	7.900	9.600	8.650	9.300	9.500					
				ND:					
			Final:	13.450	11.500	12.000	11.950	13.200	11.900						
			Finals	Diff:	4.500	3.600	2.500	3.300	4.000	2.500		73.797			
				Exec:	9.066	7.266	9.533	9.000	9.166	9.366					
				ND:					
			Final:	13.566	10.866	12.033	12.300	13.166	11.866						
			Combined Total												
			147.797												
4	1135	Storme Van Rensburg SA	Prelims	Diff:	4.200	3.300	2.900	3.900	3.800	2.600	73.883				
				Exec:	9.100	8.000	8.933	9.200	9.450	8.500					
				ND:					
			Final:	13.300	11.300	11.833	13.100	13.250	11.100						
			Finals	Diff:	4.300	3.200	3.000	3.300	3.900	2.600		73.165			
				Exec:	9.100	7.100	8.866	9.100	9.466	9.233					
				ND:					
			Final:	13.400	10.300	11.866	12.400	13.366	11.833						
			Combined Total												
			147.048												
5	1210	Matthew Goodger WA	Prelims	Diff:	3.900	3.400	2.300	3.100	3.800	2.500	73.183				
				Exec:	8.950	8.950	9.233	8.900	9.300	8.850					
				ND:					
			Final:	12.850	12.350	11.533	12.000	13.100	11.350						
			Finals	Diff:	3.900	3.300	2.300	3.100	3.800	2.500		72.531			
				Exec:	9.000	8.466	8.866	9.166	8.733	9.400					
				ND:					
			Final:	12.900	11.766	11.166	12.266	12.533	11.900						
			Combined Total												
			145.714												
6	1085	Lachlan Rowan QLD	Prelims	Diff:	3.700	3.600	2.900	3.100	4.000	2.900	73.766				
				Exec:	8.950	8.800	8.766	8.850	9.000	9.200					
				ND:					
			Final:	12.650	12.400	11.666	11.950	13.000	12.100						
			Finals	Diff:	3.800	3.200	3.000	3.100	4.100	3.000		71.931			
				Exec:	8.300	7.533	9.066	9.033	8.166	9.633					
				ND:					
			Final:	12.100	10.733	12.066	12.133	12.266	12.633						
			Combined Total												
			145.697												

14AGC MAG CII/CIII

MAG Level 7 Open

Men / 70
Session: 10M

May 21 - Jun 1, 2014







Rank	Num	Name/Gym								AA				
7	1134	Jordan Schulz SA	Prelims	Diff:	4.100	3.300	2.900	3.300	4.000	3.200	72.333			
				Exec:	9.050	8.050	8.233	8.900	9.050	8.250				
				ND:				
			Final:	13.150	11.350	11.133	12.200	13.050	11.450	72.333				
			Finals	Diff:	4.100	3.300	2.900	3.300	4.000			3.200		
				Exec:	9.333	7.133	9.066	9.100	8.866			8.600		
				ND:		
			Final:	13.433	10.433	11.966	12.400	12.866	11.800			72.898		
			Combined Total											
			45.231											
8	1081	Tristan Collins QLD	Prelims	Diff:	4.400	3.600	2.900	3.300	4.000	3.200	72.650			
				Exec:	8.900	8.050	8.800	8.550	9.400	7.550				
				ND:				
			Final:	13.300	11.650	11.700	11.850	13.400	10.750	72.650				
			Finals	Diff:	4.400	3.900	2.900	3.000	4.000			3.200		
				Exec:	8.533	7.533	8.833	8.133	9.300			8.633		
				ND:		
			Final:	12.933	11.433	11.733	11.133	13.300	11.833			72.365		
			Combined Total											
			45.015											
9	1024	Jarrod Buick NSW	Prelims	Diff:	4.400	3.700	2.700	3.100	4.100	2.400	69.866			
				Exec:	9.200	6.450	8.566	8.800	9.250	9.300				
				ND:	.	.	.	-2.100	.	.				
			Final:	13.600	10.150	11.266	9.800	13.350	11.700	69.866				
			Finals	Diff:	4.500	3.500	2.700	3.100	4.200			2.400		
				Exec:	9.166	8.600	8.900	8.900	9.200			9.133		
				ND:	.	.	.	-0.100	.			.		
			Final:	13.666	12.100	11.600	11.900	13.400	11.533			74.199		
			Combined Total											
			44.065											
10	1028	Jonathan Harry NSW	Prelims	Diff:	4.300	2.600	2.700	3.200	4.100	2.400	71.933			
				Exec:	8.500	8.850	8.933	8.800	8.600	8.950				
				ND:				
			Final:	12.800	11.450	11.633	12.000	12.700	11.350	71.933				
			Finals	Diff:	4.300	2.500	2.800	2.800	4.100			2.500		
				Exec:	8.833	8.733	9.300	7.566	8.800			9.600		
				ND:		
			Final:	13.133	11.233	12.100	10.366	12.900	12.100			71.832		
			Combined Total											
			43.765											
11	1156	Talby Dove VIC	Prelims	Diff:	4.300	3.700	2.800	2.800	3.800	2.700	73.033			
				Exec:	8.600	8.800	9.533	7.850	9.200	8.950				
				ND:				
			Final:	12.900	12.500	12.333	10.650	13.000	11.650	73.033				
			Finals	Diff:	4.300	3.000	2.700	3.100	3.800			2.700		
				Exec:	8.766	7.566	9.266	8.833	9.133			7.533		
				ND:		
			Final:	13.066	10.566	11.966	11.933	12.933	10.233			70.697		
			Combined Total											
			43.730											
12	1084	Taylor Moss QLD	Prelims	Diff:	4.200	2.900	2.000	3.100	3.500	2.500	71.983			
				Exec:	8.800	8.700	9.333	8.500	9.500	8.950				
				ND:				
			Final:	13.000	11.600	11.333	11.600	13.000	11.450	71.983				
			Finals	Diff:	4.100	2.900	2.100	3.300	3.500			2.500		
				Exec:	8.233	8.166	9.533	9.100	9.066			9.266		
				ND:	.	.	.	-0.100	.			.		
			Final:	12.333	11.066	11.633	12.300	12.566	11.766			71.664		
			Combined Total											
			43.647											

14AGC MAG CII/CIII

MAG Level 7 Open

Men / 70
Session: 10M

May 21 - Jun 1, 2014







Rank	Num	Name/Gym								AA				
13	1080	Christian Behn-Katz QLD	Prelims	Diff:	4.400	3.600	3.600	3.300	3.900	2.300	71.633			
				Exec:	7.950	8.400	8.333	9.250	9.000	7.700				
				ND:	.	.	.	-0.100	.	.				
			Final:	12.350	12.000	11.933	12.450	12.900	10.000	71.633				
			Finals	Diff:	4.300	3.700	3.600	3.300	3.900			2.400		
				Exec:	8.433	7.366	8.800	9.000	8.633			8.633		
				ND:	.	.	.	-0.100	.			.		
			Final:	12.733	11.066	12.400	12.200	12.533	11.033			71.965		
			Combined Total											
			43.598											
14	1027	Rhoan Edwards NSW	Prelims	Diff:	3.600	3.700	3.000	3.100	3.100	3.300	70.500			
				Exec:	9.000	8.300	8.600	8.600	7.850	8.350				
				ND:				
			Final:	12.600	12.000	11.600	11.700	10.950	11.650	70.500				
			Finals	Diff:	3.600	3.800	3.000	3.100	3.900			3.200		
				Exec:	8.900	8.066	8.466	8.433	9.500			8.533		
				ND:		
			Final:	12.500	11.866	11.466	11.533	13.400	11.733			72.498		
			Combined Total											
			42.998											
15	1082	George Hain QLD	Prelims	Diff:	4.400	3.100	3.400	3.100	3.500	2.400	72.266			
				Exec:	9.050	8.600	8.966	8.700	8.800	8.550				
				ND:	.	.	.	-0.300	.	.				
			Final:	13.450	11.700	12.366	11.500	12.300	10.950	72.266				
			Finals	Diff:	4.200	3.200	3.400	3.100	3.500			2.500		
				Exec:	8.233	6.866	9.000	8.666	9.066			9.000		
				ND:	.	.	.	-0.100	.			.		
			Final:	12.433	10.066	12.400	11.666	12.566	11.500			70.631		
			Combined Total											
			42.897											
16	1214	Jacob Westley WA	Prelims	Diff:	4.400	2.800	2.700	3.100	3.900	2.500	71.883			
				Exec:	9.150	7.950	8.033	9.200	9.250	8.900				
				ND:				
			Final:	13.550	10.750	10.733	12.300	13.150	11.400	71.883				
			Finals	Diff:	4.300	2.700	2.700	3.100	3.900			2.400		
				Exec:	8.766	7.966	8.766	8.866	8.166			9.200		
				ND:		
			Final:	13.066	10.666	11.466	11.966	12.066	11.600			70.830		
			Combined Total											
			42.713											
17	1130	Daniel Claridge SA	Prelims	Diff:	4.200	3.500	2.100	3.900	3.500	2.500	71.683			
				Exec:	8.050	7.600	9.533	8.850	9.000	8.950				
				ND:				
			Final:	12.250	11.100	11.633	12.750	12.500	11.450	71.683				
			Finals	Diff:	4.200	3.400	2.100	3.900	3.500			2.400		
				Exec:	8.633	6.066	9.633	8.433	9.666			8.900		
				ND:	.	.	.	-0.300	.			.		
			Final:	12.833	9.466	11.733	12.033	13.166	11.300			70.531		
			Combined Total											
			42.214											
18	1086	Thomas Gianoulis (Reserve) QLD	Prelims	Diff:	4.300	2.600	2.500	2.000	3.500	2.400	71.150			
				Exec:	8.900	8.700	9.100	9.500	9.100	8.550				
				ND:				
			Final:	13.200	11.300	11.600	11.500	12.600	10.950	71.150				
			Finals	Diff:	4.300	2.600	2.500	2.000	3.500			2.400		
				Exec:	8.533	8.433	9.166	9.133	8.633			9.000		
				ND:		
			Final:	12.833	11.033	11.666	11.133	12.133	11.400			70.198		
			Combined Total											
			41.348											

14AGC MAG CII/CIII

MAG Level 7 Open

Men / 70
Session: 10M

May 21 - Jun 1, 2014







Rank	Num	Name/Gym								AA			
19	1025	Corey Dehn NSW	Prelims	Diff:	4.300	3.000	2.600	3.900	3.900	2.400	71.150		
				Exec:	8.750	7.650	8.600	8.700	9.350	8.000			
			ND:				
			Final:	13.050	10.650	11.200	12.600	13.250	10.400				
			Finals	Diff:	4.300	2.200	2.600	3.900	3.900	2.500			
				Exec:	8.733	7.000	7.800	8.433	8.500	9.366			
			ND:				
			Final:	13.033	9.200	10.400	12.333	12.400	11.866				
			Combined Total										
			40.382										
20	1131	Shane Lewis SA	Prelims	Diff:	3.800	3.400	3.600	3.100	4.000	2.500	70.133		
				Exec:	8.150	7.000	8.533	8.550	8.550	9.250			
			ND:	.	.	.	-0.300	.	.				
			Final:	11.950	10.400	12.133	11.350	12.550	11.750				
			Finals	Diff:	4.300	2.700	3.600	3.900	3.500	2.500			
				Exec:	8.400	6.500	8.433	9.366	7.933	9.100			
			ND:				
			Final:	12.700	9.200	12.033	13.266	11.433	11.600				
			Combined Total										
			40.365										
21	1152	Cooper Wilson TAS	Prelims	Diff:	4.400	2.600	2.700	3.300	3.900	2.500	69.750		
				Exec:	7.650	7.350	8.500	8.900	9.200	8.850			
			ND:	.	.	.	-0.100	.	.				
			Final:	12.050	9.950	11.200	12.100	13.100	11.350				
			Finals	Diff:	4.400	2.800	2.700	3.300	3.800	2.600			
				Exec:	8.000	7.300	8.600	9.166	8.566	9.100			
			ND:				
			Final:	12.400	10.100	11.300	12.466	12.366	11.700				
			Combined Total										
			40.082										
22	1129	Aaron Barbaro SA	Prelims	Diff:	4.300	4.200	2.400	3.500	2.300	2.500	70.916		
				Exec:	9.100	8.400	8.966	9.100	7.600	8.550			
			ND:				
			Final:	13.400	12.600	11.366	12.600	9.900	11.050				
			Finals	Diff:	4.400	4.200	2.300	3.500	3.500	2.400			
				Exec:	8.800	5.600	9.300	9.533	7.666	7.900			
			ND:				
			Final:	13.200	9.800	11.600	13.033	11.166	10.300				
			Combined Total										
			40.015										
23	1212	Laine Mulvey WA	Prelims	Diff:	4.000	3.100	2.600	2.100	3.000	2.500	70.450		
				Exec:	8.700	8.300	8.700	9.700	9.000	8.850			
			ND:	-0.100				
			Final:	12.600	11.400	11.300	11.800	12.000	11.350				
			Finals	Diff:	3.900	3.300	2.500	2.000	3.900	2.500			
				Exec:	8.366	8.166	8.233	9.433	7.900	9.366			
			ND:				
			Final:	12.266	11.466	10.733	11.433	11.800	11.866				
			Combined Total										
			40.014										
24	1155	Oliver Dilnutt VIC	Prelims	Diff:	4.600	3.800	2.900	3.100	4.300	3.000	71.416		
				Exec:	8.650	7.400	8.466	8.050	8.400	8.750			
			ND:				
			Final:	13.250	11.200	11.366	11.150	12.700	11.750				
			Finals	Diff:	4.700	3.800	2.900	3.100	4.300	3.000			
				Exec:	8.400	4.066	8.366	8.833	7.866	8.533			
			ND:				
			Final:	13.100	7.866	11.266	11.933	12.166	11.533				
			Combined Total										
			39.280										

14AGC MAG CII/CIII

MAG Level 7 Open

Men / 70
Session: 10M

May 21 - Jun 1, 2014







Rank	Num	Name/Gym								AA				
25	1158	Alexander Gullan VIC	Prelims	Diff:	3.100	3.100	2.600	2.000	3.900	3.500	68.433			
				Exec:	8.750	7.400	8.633	8.750	9.000	7.800				
				ND:	.	.	.	-0.100	.	.				
			Final:	11.850	10.500	11.233	10.650	12.900	11.300	70.832				
			Finals	Diff:	3.000	3.700	2.600	2.100	4.000			3.500		
				Exec:	8.933	8.066	9.000	8.700	9.333			7.900		
				ND:		
			Final:	11.933	11.766	11.600	10.800	13.333	11.400			Combined Total		
			39.265											
			26	1030	Benjamin Dempsey NSW	Prelims	Diff:	4.200	2.700			2.600	3.100	3.100
Exec:	8.450	8.650					9.133	8.350	8.050	8.950				
ND:				
Final:	12.650	11.350				11.733	11.450	11.150	11.550	69.332				
Finals	Diff:	4.300				2.700	2.600	3.100	3.700		2.500			
	Exec:	8.900				8.066	8.300	8.700	7.833		8.633			
	ND:			
Final:	13.200	10.766				10.900	11.800	11.533	11.133		Combined Total			
39.215														
27	1151	Matthew Rose TAS				Prelims	Diff:	3.700	3.700		2.400	2.000	4.000	2.600
			Exec:	8.650	6.850		9.100	8.700	9.050	8.600				
			ND:				
			Final:	12.350	10.550	11.500	10.700	13.050	11.200	69.830				
			Finals	Diff:	3.900	3.800	2.300	3.100	4.000		2.600			
				Exec:	8.966	5.066	8.866	8.866	9.333		9.033			
				ND:			
			Final:	12.866	8.866	11.166	11.966	13.333	11.633		Combined Total			
			39.180											
			28	1159	Skyler Kah VIC	Prelims	Diff:	4.400	3.300		2.900	3.100	4.000	2.600
Exec:	8.000	8.350					8.466	8.850	6.600	8.500				
ND:				
Final:	12.400	11.650				11.366	11.950	10.600	11.100	69.665				
Finals	Diff:	4.500				3.300	2.900	3.100	4.000		2.400			
	Exec:	7.933				8.333	8.766	9.100	6.800		8.533			
	ND:			
Final:	12.433	11.633				11.666	12.200	10.800	10.933		Combined Total			
38.731														
29	1160	Ryan O'Keefe VIC				Prelims	Diff:	3.700	2.700		2.900	2.100	4.000	3.000
			Exec:	8.150	6.950		8.466	9.450	9.000	8.350				
			ND:				
			Final:	11.850	9.650	11.366	11.550	13.000	11.350	69.699				
			Finals	Diff:	3.400	3.400	2.900	2.100	4.000		3.000			
				Exec:	8.000	7.533	8.666	9.300	8.900		8.500			
				ND:			
			Final:	11.400	10.933	11.566	11.400	12.900	11.500		Combined Total			
			38.465											
			30	1133	James Patterson SA	Prelims	Diff:	4.200	3.200		2.100	3.100	3.500	2.400
Exec:	8.850	6.600					9.400	7.800	8.900	8.750				
ND:				
Final:	13.050	9.800				11.500	10.900	12.400	11.150	69.638				
Finals	Diff:	4.200				3.300	2.100	3.100	3.400		2.400			
	Exec:	8.766				6.600	9.340	8.833	8.833		8.766			
	ND:			
Final:	12.966	9.900				11.440	11.933	12.233	11.166		Combined Total			
38.438														

14AGC MAG CII/CIII

MAG Level 7 Open

Men / 70
Session: 10M

May 21 - Jun 1, 2014

Rank	Num	Name/Gym								AA		
31	1162	Kynan Whitehead VIC	Prelims	Diff:	3.700	3.300	2.400	2.100	3.800	2.600	69.650	
				Exec:	8.700	7.400	8.500	9.500	8.850	8.800		
				ND:		
			Final:	12.400	10.700	10.900	11.600	12.650	11.400	68.697		
			Finals	Diff:	3.700	3.300	2.400	2.000	3.900			2.500
				Exec:	8.566	7.833	8.900	8.966	8.266			8.366
				ND:
			Final:	12.266	11.133	11.300	10.966	12.166	10.866			Combined Total
			32	1161	Connor Pattison VIC	Prelims	Diff:	4.200	2.700			3.000
Exec:	8.700	6.450					8.833	9.000	8.950	7.200		
ND:		
Final:	12.900	9.150				11.833	12.100	12.850	9.600	69.864		
Finals	Diff:	4.200				2.600	3.000	3.100	3.900		2.500	
	Exec:	8.533				6.500	8.833	8.666	8.766		9.366	
	ND:	.				.	.	-0.100	.		.	
Final:	12.733	9.100				11.833	11.666	12.666	11.866		Combined Total	
							38.297					
33	1157	James Dunn VIC				Prelims	Diff:	3.700	2.700		2.400	2.100
			Exec:	8.550	8.400		8.066	9.600	8.950	7.950		
			ND:		
			Final:	12.250	11.100	10.466	11.700	12.450	11.050	68.965		
			Finals	Diff:	3.700	2.600	2.400	2.000	3.400		2.500	
				Exec:	8.500	8.033	9.066	9.100	8.266		9.400	
				ND:	
			Final:	12.200	10.633	11.466	11.100	11.666	11.900		Combined Total	
												37.981
			34	1150	Dylan Popowski TAS	Prelims	Diff:	3.300	4.300		2.300	2.000
Exec:	8.300	7.750					9.166	8.100	9.300	8.450		
ND:		
Final:	11.600	12.050				11.466	10.100	13.000	10.750	68.497		
Finals	Diff:	3.300				4.300	2.700	2.000	3.600		2.400	
	Exec:	7.900				7.933	8.566	8.666	8.666		8.766	
	ND:	-0.300				
Final:	10.900	12.233				11.266	10.666	12.266	11.166		Combined Total	
							37.463					
35	1087	Jordan Vanderwal (Reserve) QLD				Prelims	Diff:	3.300	3.600		2.600	2.100
			Exec:	8.400	6.600		8.600	9.300	9.150	8.900		
			ND:		
			Final:	11.700	10.200	11.200	11.400	13.050	11.300	68.464		
			Finals	Diff:	3.300	3.900	2.600	2.000	3.900		2.400	
				Exec:	8.233	8.466	9.166	8.800	7.566		8.133	
				ND:	
			Final:	11.533	12.366	11.766	10.800	11.466	10.533		Combined Total	
												37.314
			36	1061	Ethan Reti NZ	Prelims	Diff:	4.200	2.600		2.500	3.100
Exec:	8.750	3.100					8.766	8.600	9.050	8.550		
ND:	.	.					.	-0.100	.	.		
Final:	12.950	5.700				11.266	11.600	13.050	11.050	71.299		
Finals	Diff:	4.300				2.600	2.500	3.100	4.000		2.600	
	Exec:	8.900				7.800	8.800	8.666	9.133		9.200	
	ND:	.				.	.	-0.300	.		.	
Final:	13.200	10.400				11.300	11.466	13.133	11.800		Combined Total	
							36.915					







14AGC MAG CII/CIII

MAG Level 7 Open

May 21 - Jun 1, 2014

Page: 7
Printed: 5/24/2014 11:49:31 AM

Men / 70
Session: 10M







Rank	Num	Name/Gym								AA		
37	1209	Joshua Fisher WA	Prelims	Diff:	4.500	2.800	2.600	3.100	4.200	2.400	68.200	
				Exec:	8.100	7.450	8.100	8.900	8.200	7.850		
				ND:		
			Final:	12.600	10.250	10.700	12.000	12.400	10.250	65.065		
			Finals	Diff:	4.100	2.800	2.600	2.000	4.100			2.300
				Exec:	8.333	7.566	8.600	8.833	6.733			7.100
				ND:
			Final:	12.433	10.366	11.200	10.833	10.833	9.400			Combined Total
			38	1001	Alexander Barras ACT	Prelims	Diff:	3.800	3.100			3.100
Exec:	8.450	4.500					7.900	8.750	7.650	8.350		
ND:		
Final:	12.250	7.600				11.000	11.850	11.750	10.850	67.065		
Finals	Diff:	3.700				2.400	3.100	3.100	3.900		2.500	
	Exec:	7.433				6.200	8.533	9.233	8.300		8.666	
	ND:	
Final:	11.133	8.600				11.633	12.333	12.200	11.166		Combined Total	
							B3.365					
39	1031	Nathan Drabbe (Reserve) NSW				Prelims	Diff:	3.600	2.000		2.300	2.800
			Exec:	8.250	7.300		8.833	7.300	8.000	8.700		
			ND:		
			Final:	11.850	9.300	11.133	10.100	11.400	11.100	67.098		
			Finals	Diff:	3.700	2.100	2.300	3.100	3.200		2.500	
				Exec:	8.533	7.466	9.233	7.533	8.533		8.900	
				ND:	
			Final:	12.233	9.566	11.533	10.633	11.733	11.400		Combined Total	
												B1.981
			40	1213	Kade Pound WA	Prelims	Diff:	3.700	2.700		2.600	2.000
Exec:	8.650	6.900					8.666	9.150	8.050	8.400		
ND:		
Final:	12.350	9.600				11.266	11.150	11.350	10.700	65.431		
Finals	Diff:	3.800				2.800	2.600	2.000	3.300		2.400	
	Exec:	6.933				7.000	8.266	9.066	8.966		8.400	
	ND:	.				.	.	-0.100	.		.	
Final:	10.733	9.800				10.866	10.966	12.266	10.800		Combined Total	
							B1.847					
41	1207	Max Chapman WA				Prelims	Diff:	3.700	3.300		2.600	2.800
			Exec:	8.900	5.600		8.966	7.550	8.400	8.500		
			ND:		
			Final:	12.600	8.900	11.566	10.350	12.400	10.900	64.932		
			Finals	Diff:	3.400	3.100	3.000	3.100	3.500		2.400	
				Exec:	7.933	6.333	7.733	7.500	8.200		8.733	
				ND:	
			Final:	11.333	9.433	10.733	10.600	11.700	11.133		Combined Total	
												B1.648
			42	1211	Thomas Miloro WA	Prelims	Diff:	3.000	2.600		2.200	2.000
Exec:	8.650	7.900					9.266	8.400	8.700	8.050		
ND:		
Final:	11.650	10.500				11.466	10.400	12.700	10.450	64.197		
Finals	Diff:	3.300				2.800	2.500	2.000	4.000		2.300	
	Exec:	9.033				6.466	7.933	8.366	7.966		7.633	
	ND:	.				.	.	-0.100	.		.	
Final:	12.333	9.266				10.433	10.266	11.966	9.933		Combined Total	
							B1.363					

14AGC MAG CII/CIII

MAG Level 7 Open

May 21 - Jun 1, 2014

Men / 70
Session: 10M







Rank	Num	Name/Gym								AA		
43	1006	Joshua Reis ACT	Prelims	Diff:	3.600	2.500	3.000	3.900	3.600	3.100	62.500	
				Exec:	7.700	5.150	8.600	7.750	6.150	7.550		
				ND:	.	.	.	-0.100	.	.		
			Final:	11.300	7.650	11.600	11.550	9.750	10.650	68.231		
			Finals	Diff:	4.100	3.300	3.000	3.900	4.100			3.000
				Exec:	7.666	6.366	8.733	8.733	8.033			7.600
				ND:	-0.300
			Final:	11.466	9.666	11.733	12.633	12.133	10.600			Combined Total
			44	1149	Simon O'Malley TAS	Prelims	Diff:	2.600	3.800			2.200
Exec:	8.700	4.450					8.700	9.250	9.450	7.850		
ND:	-1.500		
Final:	9.800	8.250				10.900	12.350	13.150	10.350	65.830		
Finals	Diff:	2.800				2.900	2.000	3.100	3.600		2.500	
	Exec:	8.566				5.566	9.033	9.233	8.866		9.166	
	ND:	.				.	-1.500	.	.		.	
Final:	11.366	8.466				9.533	12.333	12.466	11.666		Combined Total	
							30.630					
45	1208	Gabriel De Gand WA				Prelims	Diff:	3.700	2.600		2.100	2.000
			Exec:	8.650	7.150		8.666	9.100	8.050	6.900		
			ND:		
			Final:	12.350	9.750	10.766	11.100	11.450	9.400	64.298		
			Finals	Diff:	3.900	2.700	2.200	2.000	3.900		3.000	
				Exec:	7.833	6.533	8.233	9.000	6.866		8.133	
				ND:	
			Final:	11.733	9.233	10.433	11.000	10.766	11.133		Combined Total	
												29.114
			46	1003	Jayden Marquardt ACT	Prelims	Diff:	3.400	3.200		2.100	2.000
Exec:	9.200	4.850					8.433	8.850	7.950	6.650		
ND:		
Final:	12.600	8.050				10.533	10.850	11.450	9.250	64.365		
Finals	Diff:	3.300				3.300	2.100	2.000	3.300		2.600	
	Exec:	8.266				6.000	8.733	9.133	7.933		7.700	
	ND:	
Final:	11.566	9.300				10.833	11.133	11.233	10.300		Combined Total	
							27.098					
47	1005	James Rainey ACT				Prelims	Diff:	4.400	1.600		2.100	2.000
			Exec:	7.650	6.750		8.133	9.300	8.250	6.850		
			ND:		
			Final:	12.050	8.350	10.233	11.300	11.750	9.250	63.163		
			Finals	Diff:	4.400	1.600	2.100	2.000	3.400		2.400	
				Exec:	8.466	5.166	8.266	9.166	8.033		8.166	
				ND:	
			Final:	12.866	6.766	10.366	11.166	11.433	10.566		Combined Total	
												26.096
			48	1136	Bailey Corbin (Reserve) SA	Prelims	Diff:	3.200	3.200		3.000	2.100
Exec:	8.600	3.800					7.266	8.850	7.650	8.350		
ND:		
Final:	11.800	7.000				10.266	10.950	11.550	10.850	63.632		
Finals	Diff:	4.300				3.300	3.000	2.100	3.900		2.400	
	Exec:	8.133				4.100	7.200	8.733	7.933		8.533	
	ND:	
Final:	12.433	7.400				10.200	10.833	11.833	10.933		Combined Total	
							26.048					

14AGC MAG CII/CIII

MAG Level 7 Open

May 21 - Jun 1, 2014

Men / 70
Session: 10M

Rank	Num	Name/Gym								AA				
49	1132	Ronan Murphy-O'Neil SA	Prelims	Diff:	3.400	3.200	2.600	2.100	3.700	2.500	62.466			
				Exec:	7.750	4.250	7.666	9.000	8.500	7.800				
				ND:	—	—	—	—	—	—				
			Final:	11.150	7.450	10.266	11.100	12.200	10.300	63.331				
			Finals	Diff:	3.900	2.800	2.700	2.100	3.600			2.400		
				Exec:	7.766	6.200	8.033	8.766	8.200			6.866		
				ND:	—	—	—	—	—			—		
			Final:	11.666	9.000	10.733	10.866	11.800	9.266			Combined Total		
			25.797											
			50	1148	Oliver Lohrey TAS	Prelims	Diff:	2.700	2.500			2.100	2.000	2.800
Exec:	8.750	8.350					8.700	8.750	8.050	9.150				
ND:	—	—					—	—	—	-1.500				
Final:	11.450	10.850				10.800	10.750	10.850	9.450	61.065				
Finals	Diff:	2.800				2.500	2.100	2.000	2.900		1.800			
	Exec:	8.800				8.366	8.466	8.500	8.133		6.200			
	ND:	—				—	—	—	—		-1.500			
Final:	11.600	10.866				10.566	10.500	11.033	6.500		Combined Total			
25.215														
51	1004	Mackenzie Murray ACT				Prelims	Diff:	3.500	1.500		2.100	2.100	2.500	2.100
			Exec:	7.900	7.100		7.900	9.300	7.900	7.550				
			ND:	—	—		—	—	—	—				
			Final:	11.400	8.600	10.000	11.400	10.400	9.650	59.632				
			Finals	Diff:	3.400	1.500	2.200	2.100	2.500		2.100			
				Exec:	7.400	7.533	7.600	9.000	6.233		8.066			
				ND:	—	—	—	—	—		—			
			Final:	10.800	9.033	9.800	11.100	8.733	10.166		Combined Total			
			21.082											
			52	1002	Callum Burden ACT	Prelims	Diff:	3.900	—		—	3.300	—	—
Exec:	8.500	—					—	7.950	—	—				
ND:	—	—					—	-0.300	—	—				
Final:	12.400	—				—	10.950	—	—	23.799				
Finals	Diff:	3.900				—	—	3.300	—		—			
	Exec:	7.833				—	—	8.766	—		—			
	ND:	—				—	—	—	—		—			
Final:	11.733	—				—	12.066	—	—		Combined Total			
47.149														