







14AGC MAG CI

Meet Results - MAG Level 7 Open

May 21 - Jun 1, 2014







Rank	Num	Name	Gym							AA
1	1026	Joseph D'Souza-Bullman	NSW	Diff: 4.700	2.100	4.000	3.900	4.100	3.300	
				Exec: 9.100	6.650	9.133	9.050	8.900	9.200	
				ND:						
				Final: 13.800	8.750	13.133	12.950	13.000	12.500	74.133
				Place: 1	42	1	2	15T	1	1
2	1083	Mitchell Harding	QLD	Diff: 4.500	3.600	2.400	3.300	3.900	2.400	
				Exec: 8.950	7.900	9.600	8.650	9.300	9.500	
				ND:						
				Final: 13.450	11.500	12.000	11.950	13.200	11.900	74.000
				Place: 4T	12	6	16T	5	4	2
3	1135	Storme Van Rensburg	SA	Diff: 4.200	3.300	2.900	3.900	3.800	2.600	
				Exec: 9.100	8.000	8.933	9.200	9.450	8.500	
				ND:						
				Final: 13.300	11.300	11.833	13.100	13.250	11.100	73.883
				Place: 7T	17T	8T	1	3T	25T	3
4	1085	Lachlan Rowan	QLD	Diff: 3.700	3.600	2.900	3.100	4.000	2.900	
				Exec: 8.950	8.800	8.766	8.850	9.000	9.200	
				ND:						
				Final: 12.650	12.400	11.666	11.950	13.000	12.100	73.766
				Place: 21T	3	12	16T	15T	3	4
5	1210	Matthew Goodger	WA	Diff: 3.900	3.400	2.300	3.100	3.800	2.500	
				Exec: 8.950	8.950	9.233	8.900	9.300	8.850	
				ND:						
				Final: 12.850	12.350	11.533	12.000	13.100	11.350	73.183
				Place: 19	4	19	12*	9T	16*	5
6	1156	Talby Dove	VIC	Diff: 4.300	3.700	2.800	2.800	3.800	2.700	
				Exec: 8.600	8.800	9.533	7.850	9.200	8.950	
				ND:						
				Final: 12.900	12.500	12.333	10.650	13.000	11.650	73.033
				Place: 17T	2	4	46T	15T	8T	6
7	1029	Adam Rusgnach	NSW	Diff: 4.500	3.700	3.800	3.100	4.200	3.100	
				Exec: 8.700	5.950	8.900	8.900	8.950	9.150	
				ND:						
				Final: 13.200	9.650	12.700	12.000	13.150	12.250	72.950
				Place: 10T	36T	2	12*	6T	2	7
8	1081	Tristan Collins	QLD	Diff: 4.400	3.600	2.900	3.300	4.000	3.200	
				Exec: 8.900	8.050	8.800	8.550	9.400	7.550	
				ND:						
				Final: 13.300	11.650	11.700	11.850	13.400	10.750	72.650
				Place: 7T	9T	11	19T	1	36T	8
9	1134	Jordan Schulz	SA	Diff: 4.100	3.300	2.900	3.300	4.000	3.200	
				Exec: 9.050	8.050	8.233	8.900	9.050	8.250	
				ND:						
				Final: 13.150	11.350	11.133	12.200	13.050	11.450	72.333
				Place: 12	15T	37T	9	11*	11T	9
10	1082	George Hain	QLD	Diff: 4.400	3.100	3.400	3.100	3.500	2.400	
				Exec: 9.050	8.600	8.966	8.700	8.800	8.550	
				ND:			-0.300			
				Final: 13.450	11.700	12.366	11.500	12.300	10.950	72.266
				Place: 4T	8	3	29T	35	31*	10

14AGC MAG CI

Meet Results - MAG Level 7 Open

May 21 - Jun 1, 2014







Men / 70 / All Ages
Session: 04M

Rank	Num	Name	Gym	Diff							AA
11	1084	Taylor Moss	QLD	Diff: 4.200	2.900	2.000	3.100	3.500	2.500		
				Exec: 8.800	8.700	9.333	8.500	9.500	8.950		
				ND:							
				Final: 13.000	11.600	11.333	11.600	13.000	11.450	71.983	
				Place: 15	11	28	24T	15T	11T	11	
12	1028	Jonathan Harry	NSW	Diff: 4.300	2.600	2.700	3.200	4.100	2.400		
				Exec: 8.500	8.850	8.933	8.800	8.600	8.950		
				ND:							
				Final: 12.800	11.450	11.633	12.000	12.700	11.350	71.933	
				Place: 20	13	13T	12T	24T	16T	12	
13	1214	Jacob Westley	WA	Diff: 4.400	2.800	2.700	3.100	3.900	2.500		
				Exec: 9.150	7.950	8.033	9.200	9.250	8.900		
				ND:							
				Final: 13.550	10.750	10.733	12.300	13.150	11.400	71.883	
				Place: 3	23	44	8	6T	14T	13	
14	1130	Daniel Claridge	SA	Diff: 4.200	3.500	2.100	3.900	3.500	2.500		
				Exec: 8.050	7.600	9.533	8.850	9.000	8.950		
				ND:							
				Final: 12.250	11.100	11.633	12.750	12.500	11.450	71.683	
				Place: 35T	20T	13T	3	30	11T	14	
15	1080	Christian Behn-Katz	QLD	Diff: 4.400	3.600	3.600	3.300	3.900	2.300		
				Exec: 7.950	8.400	8.333	9.250	9.000	7.700		
				ND:			-0.100				
				Final: 12.350	12.000	11.933	12.450	12.900	10.000	71.633	
				Place: 31T	6T	7	6	21T	45	15	
16	1155	Oliver Dilnutt	VIC	Diff: 4.600	3.800	2.900	3.100	4.300	3.000		
				Exec: 8.650	7.400	8.466	8.050	8.400	8.750		
				ND:							
				Final: 13.250	11.200	11.366	11.150	12.700	11.750	71.416	
				Place: 9	19	24T	36T	24T	5T	16	
17T	1025	Corey Dehn	NSW	Diff: 4.300	3.000	2.600	3.900	3.900	2.400		
				Exec: 8.750	7.650	8.600	8.700	9.350	8.000		
				ND:							
				Final: 13.050	10.650	11.200	12.600	13.250	10.400	71.150	
				Place: 13T	25	34T	4T	3T	41	17T	
17T	1086	Thomas Gianoulis (Reserve)	QLD	Diff: 4.300	2.600	2.500	2.000	3.500	2.400		
				Exec: 8.900	8.700	9.100	9.500	9.100	8.550		
				ND:							
				Final: 13.200	11.300	11.600	11.500	12.600	10.950	71.150	
				Place: 10T	17T	15T	29T	28	31*	17T	
19	1129	Aaron Barbaro	SA	Diff: 4.300	4.200	2.400	3.500	2.300	2.500		
				Exec: 9.100	8.400	8.966	9.100	7.600	8.550		
				ND:							
				Final: 13.400	12.600	11.366	12.600	9.900	11.050	70.916	
				Place: 6	1	24T	4T	50	28*	19	
20	1027	Rhoan Edwards	NSW	Diff: 3.600	3.700	3.000	3.100	3.100	3.300		
				Exec: 9.000	8.300	8.600	8.600	7.850	8.350		
				ND:							
				Final: 12.600	12.000	11.600	11.700	10.950	11.650	70.500	
				Place: 23T	6T	15T	22T	46	8T	20	

14AGC MAG CI

Meet Results - MAG Level 7 Open

May 21 - Jun 1, 2014







Rank	Num	Name	Gym							AA
21	1212	Laine Mulvay	WA	Diff: 4.000	3.100	2.600	2.100	3.000	2.500	
				Exec: 8.700	8.300	8.700	9.700	9.000	8.850	
				ND: -0.100						
				Final: 12.600	11.400	11.300	11.800	12.000	11.350	70.450
				Place: 23T	14	29	21	37	16T	21
22	1131	Shane Lewis	SA	Diff: 3.800	3.400	3.600	3.100	4.000	2.500	
				Exec: 8.150	7.000	8.533	8.550	8.550	9.250	
				ND: .			-0.300			
				Final: 11.950	10.400	12.133	11.350	12.550	11.750	70.133
				Place: 40	29	5	34	29	5T	22
23	1030	Benjamin Dempsey	NSW	Diff: 4.200	2.700	2.600	3.100	3.100	2.600	
				Exec: 8.450	8.650	9.133	8.350	8.050	8.950	
				ND: .						
				Final: 12.650	11.350	11.733	11.450	11.150	11.550	69.883
				Place: 21T	15T	10	31	45	10	23
24	1024	Jarrod Buick	NSW	Diff: 4.400	3.700	2.700	3.100	4.100	2.400	
				Exec: 9.200	6.450	8.566	8.800	9.250	9.300	
				ND: .			-2.100			
				Final: 13.600	10.150	11.266	9.800	13.350	11.700	69.866
				Place: 2	32	30T	52	2	7	24
25	1152	Cooper Wilson	TAS	Diff: 4.400	2.600	2.700	3.300	3.900	2.500	
				Exec: 7.650	7.350	8.500	8.900	9.200	8.850	
				ND: .			-0.100			
				Final: 12.050	9.950	11.200	12.100	13.100	11.350	69.750
				Place: 38T	33	34T	10T	9T	16*	25
26	1162	Kynan Whitehead	VIC	Diff: 3.700	3.300	2.400	2.100	3.800	2.600	
				Exec: 8.700	7.400	8.500	9.500	8.850	8.800	
				ND: .						
				Final: 12.400	10.700	10.900	11.600	12.650	11.400	69.650
				Place: 28T	24	40T	24T	27	14T	26
27	1151	Matthew Rose	TAS	Diff: 3.700	3.700	2.400	2.000	4.000	2.600	
				Exec: 8.650	6.850	9.100	8.700	9.050	8.600	
				ND: .						
				Final: 12.350	10.550	11.500	10.700	13.050	11.200	69.350
				Place: 31T	26	20T	45	11T	23	27
28	1159	Skyler Kah	VIC	Diff: 4.400	3.300	2.900	3.100	4.000	2.600	
				Exec: 8.000	8.350	8.466	8.850	6.600	8.500	
				ND: .						
				Final: 12.400	11.650	11.366	11.950	10.600	11.100	69.066
				Place: 28T	9T	24T	16T	48	25T	28
29	1157	James Dunn	VIC	Diff: 3.700	2.700	2.400	2.100	3.500	3.100	
				Exec: 8.550	8.400	8.066	9.600	8.950	7.950	
				ND: .						
				Final: 12.250	11.100	10.466	11.700	12.450	11.050	69.016
				Place: 35T	20T	47	22T	31	28T	29
30	1150	Dylan Popowski	TAS	Diff: 3.300	4.300	2.300	2.000	3.700	2.300	
				Exec: 8.300	7.750	9.166	8.100	9.300	8.450	
				ND: .						
				Final: 11.600	12.050	11.466	10.100	13.000	10.750	68.966
				Place: 47	5	22T	50T	15T	36T	30

14AGC MAG CI

Meet Results - MAG Level 7 Open

May 21 - Jun 1, 2014







Men / 70 / All Ages
Session: 04M

Rank	Num	Name	Gym							AA
31	1087	Jordan Vanderwal (Reserve)	QLD	Diff: 3.300	3.600	2.600	2.100	3.900	2.400	
				Exec: 8.400	6.600	8.600	9.300	9.150	8.900	
				ND:	
				Final: 11.700	10.200	11.200	11.400	13.050	11.300	68.850
				Place: 45	31	34T	32T	11T	21T	31
32	1133	James Patterson	SA	Diff: 4.200	3.200	2.100	3.100	3.500	2.400	
				Exec: 8.850	6.600	9.400	7.800	8.900	8.750	
				ND:	
				Final: 13.050	9.800	11.500	10.900	12.400	11.150	68.800
				Place: 13T	34	20T	42	32T	24	32
33	1160	Ryan O'Keefe	VIC	Diff: 3.700	2.700	2.900	2.100	4.000	3.000	
				Exec: 8.150	6.950	8.466	9.450	9.000	8.350	
				ND:	
				Final: 11.850	9.650	11.366	11.550	13.000	11.350	68.766
				Place: 41T	36T	24T	27T	15T	16T	33
34T	1161	Connor Pattison	VIC	Diff: 4.200	2.700	3.000	3.100	3.900	2.400	
				Exec: 8.700	6.450	8.833	9.000	8.950	7.200	
				ND:	
				Final: 12.900	9.150	11.833	12.100	12.850	9.600	68.433
				Place: 17T	40	8T	10T	23	47	34T
34T	1158	Alexander Gullan	VIC	Diff: 3.100	3.100	2.600	2.000	3.900	3.500	
				Exec: 8.750	7.400	8.633	8.750	9.000	7.800	
				ND: .	.	.	-0.100	.	.	
				Final: 11.850	10.500	11.233	10.650	12.900	11.300	68.433
				Place: 41T	27T	33	46T	21T	21T	34T
36	1209	Joshua Fisher	WA	Diff: 4.500	2.800	2.600	3.100	4.200	2.400	
				Exec: 8.100	7.450	8.100	8.900	8.200	7.850	
				ND:	
				Final: 12.600	10.250	10.700	12.000	12.400	10.250	68.200
				Place: 23T	30	45	12T	32T	44	36
37	1211	Thomas Miloro	WA	Diff: 3.000	2.600	2.200	2.000	4.000	2.400	
				Exec: 8.650	7.900	9.266	8.400	8.700	8.050	
				ND:	
				Final: 11.650	10.500	11.466	10.400	12.700	10.450	67.166
				Place: 46	27T	22T	48	24T	40	37
38	1207	Max Chapman	WA	Diff: 3.700	3.300	2.600	2.800	4.000	2.400	
				Exec: 8.900	5.600	8.966	7.550	8.400	8.500	
				ND:	
				Final: 12.600	8.900	11.566	10.350	12.400	10.900	66.716
				Place: 23T	41	18	49	32T	33	38
39	1213	Kade Pound	WA	Diff: 3.700	2.700	2.600	2.000	3.300	2.300	
				Exec: 8.650	6.900	8.666	9.150	8.050	8.400	
				ND:	
				Final: 12.350	9.600	11.266	11.150	11.350	10.700	66.416
				Place: 31*	38	30T	36T	44	38	39
40	1061	Ethan Reti	NZ	Diff: 4.200	2.600	2.500	3.100	4.000	2.500	
				Exec: 8.750	3.100	8.766	8.600	9.050	8.550	
				ND: .	.	.	-0.100	.	.	
				Final: 12.950	5.700	11.266	11.600	13.050	11.050	65.616
				Place: 16	51	30T	24T	11*	28*	40

14AGC MAG CI

Meet Results - MAG Level 7 Open







May 21 - Jun 1, 2014

Rank	Num	Name	Gym							AA
41	1001	Alexander Barras	ACT	Diff: 3.800 Exec: 8.450 ND: . Final: 12.250 Place: 35T	3.100 4.500 . 7.600 48	3.100 7.900 . 11.000 39	3.100 8.750 . 11.850 19T	4.100 7.650 . 11.750 38T	2.500 8.350 . 10.850 34T	65.300 41
42	1031	Nathan Drabbe (Reserve)	NSW	Diff: 3.600 Exec: 8.250 ND: . Final: 11.850 Place: 41T	2.000 7.300 . 9.300 39	2.300 8.833 . 11.133 37T	2.800 7.300 . 10.100 50T	3.400 8.000 . 11.400 43	2.400 8.700 . 11.100 25T	64.883 42
43	1208	Gabriel De Gand	WA	Diff: 3.700 Exec: 8.650 ND: . Final: 12.350 Place: 31*	2.600 7.150 . 9.750 35	2.100 8.666 . 10.766 43	2.000 9.100 . 11.100 38T	3.400 8.050 . 11.450 41T	2.500 6.900 . 9.400 49	64.816 43
44	1149	Simon O'Malley	TAS	Diff: 2.600 Exec: 8.700 ND: -1.500 Final: 9.800 Place: 52	3.800 4.450 . 8.250 45	2.200 8.700 . 10.900 40T	3.100 9.250 . 12.350 7	3.700 9.450 . 13.150 6T	2.500 7.850 . 10.350 42	64.800 44
45	1148	Oliver Lohrey	TAS	Diff: 2.700 Exec: 8.750 ND: . Final: 11.450 Place: 48	2.500 8.350 . 10.850 22	2.100 8.700 . 10.800 42	2.000 8.750 . 10.750 44	2.800 8.050 . 10.850 47	1.800 9.150 -1.500 9.450 48	64.150 45
46	1005	James Rainey	ACT	Diff: 4.400 Exec: 7.650 ND: . Final: 12.050 Place: 38T	1.600 6.750 . 8.350 44	2.100 8.133 . 10.233 50	2.000 9.300 . 11.300 35	3.500 8.250 . 11.750 38T	2.400 6.850 . 9.250 50T	62.933 46
47	1003	Jayden Marquardt	ACT	Diff: 3.400 Exec: 9.200 ND: . Final: 12.600 Place: 23T	3.200 4.850 . 8.050 46	2.100 8.433 . 10.533 46	2.000 8.850 . 10.850 43	3.500 7.950 . 11.450 41T	2.600 6.650 . 9.250 50T	62.733 47
48	1006	Joshua Reis	ACT	Diff: 3.600 Exec: 7.700 ND: . Final: 11.300 Place: 50	2.500 5.150 . 7.650 47	3.000 8.600 . 11.600 15T	3.900 7.750 -0.100 11.550 27T	3.600 6.150 . 9.750 51	3.100 7.550 . 10.650 39	62.500 48
49	1132	Ronan Murphy-O'Neil	SA	Diff: 3.400 Exec: 7.750 ND: . Final: 11.150 Place: 51	3.200 4.250 . 7.450 49	2.600 7.666 . 10.266 48T	2.100 9.000 . 11.100 38T	3.700 8.500 . 12.200 36	2.500 7.800 . 10.300 43	62.466 49
50	1136	Bailey Corbin (Reserve)	SA	Diff: 3.200 Exec: 8.600 ND: . Final: 11.800 Place: 44	3.200 3.800 . 7.000 50	3.000 7.266 . 10.266 48T	2.100 8.850 . 10.950 40T	3.900 7.650 . 11.550 40	2.500 8.350 . 10.850 34T	62.416 50

14AGC MAG CI

Meet Results - MAG Level 7 Open

May 21 - Jun 1, 2014

Rank	Num	Name	Gym							AA
51	1004	Mackenzie Murray	ACT	Diff: 3.500	1.500	2.100	2.100	2.500	2.100	
				Exec: 7.900	7.100	7.900	9.300	7.900	7.550	
				ND:	
				Final: 11.400	8.600	10.000	11.400	10.400	9.650	61.450
				Place: 49	43	51	32T	49	46	51
52	1002	Callum Burden	ACT	Diff: 3.900	—	—	3.300	—	—	
				Exec: 8.500	—	—	7.950	—	—	
				ND: .	.	.	-0.300	.	.	
				Final: 12.400	—	—	10.950	—	—	23.350
				Place: 28T	52	52	40T	52	52	52